

ROPES & KNOTS

Lesson 3 Hitches

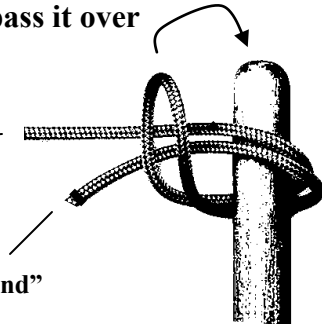


Now we are going to learn how to quickly attach a line to something like a post or tree using a “hitch”. The **Pile Hitch** is handy in boating:

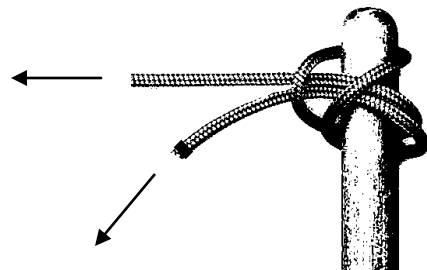
Make a loop and pass it over the post or piling

“Standing Part”
(rest of line)

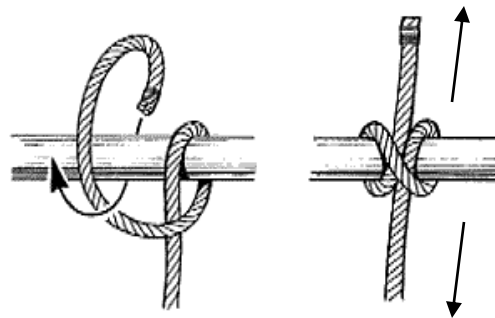
“Bitter End”



Pull both lines to tighten

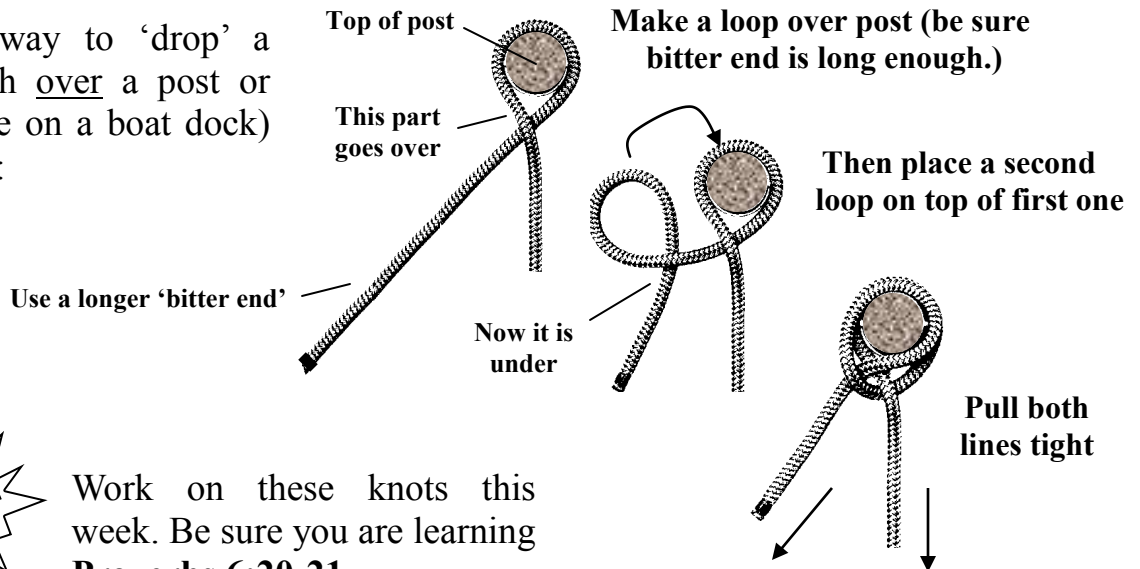


A **Clove Hitch** can be used along a rail, post, or on a tree branch:



Pull both lines to tighten

A quick way to ‘drop’ a clove hitch over a post or piling (like on a boat dock) is like this:



Work on these knots this week. Be sure you are learning **Proverbs 6:20-21**